



# Sugar Finish

Every Tile Have Different Story  
Write Your Amazing Story  
With **Angel Ceramic**



CREATE A BRAND THAT IS A CATALYST FOR  
EMOTIONAL CONNECTION.



**SUGAR EFFECT**



**GLOSSY & MATT**



★ **HIGH DEPTH EFFECT**





## Finish

**Sugar finish floor tiles** have a grainy appearance on the surface, making them a unique tiling option for both residential and commercial places.

## Wall Tiles

Intricate designs, graceful colours, and enriching textures of these **wall tile** designs will add character and dimension to space, making it look mesmerizing.

## Bold Look

The ultra-modern luxurious tiles collection includes a range of variety effect tile patterns which can be highlighted by feature to create a truly show-stopping and **bold look** in your next design project.





**angel**<sup>®</sup>  
Elevation Tiles





Series No.  
**EL-1803**

300  
x  
450  
MM



Finish  
**Matt**



Series No.  
**EL-1807**

300  
x  
450  
MM



Finish  
**Matt**





Series No.  
**EL-1808**

300  
x  
450  
MM

Finish  
**Matt**





Series No. **EL-1812**  
300x450MM | **Matt**







**angel**<sup>®</sup>  
Elevation Tiles





Series No.  
**EL-1816**

300  
x  
450  
MM

Finish  
**Matt**



Series No.  
**EL-1904**

300  
x  
450  
MM

Finish  
**Matt**





Series No.  
**EL-1907**

300  
x  
450  
MM

Finish  
**Matt**





Series No. **EL-1909**  
300x450MM | **Matt**







**angel**<sup>®</sup>   
Elevation Tiles





Series No.  
**EL-1912**

300  
x  
450  
MM

Finish  
**Matt**



Series No.  
**EL-1913**

300  
x  
450  
MM

Finish  
**Matt**







Series No.  
**EL-1916**

300  
x  
450  
MM

Finish  
**Matt**





Series No. **EL-1917**  
300x450MM | **Matt**







**angel**<sup>®</sup>   
Elevation Tiles







Series No.  
**EL-2002**

300  
x  
450  
MM

Finish  
**Matt**



Series No.  
**EL-2003**

300  
x  
450  
MM

Finish  
**Matt**







Series No.  
**EL-2004**

300  
x  
450  
MM

Finish  
**Matt**





Series No. **EL-2005**  
300x450MM | **Matt**







**angel**<sup>®</sup>   
Elevation Tiles





Series No.  
**EL-2007**

300  
x  
450  
MM

Finish  
**Matt**



Series No.  
**EL-2010**

300  
x  
450  
MM

Finish  
**Matt**







Series No.  
**EL-2011**

300  
x  
450  
MM

Finish  
**Matt**





Series No. **EL-2013**  
300x450MM | **Matt**







**angel**<sup>®</sup>   
Elevation Tiles





Series No.  
**EL-2014**

300  
x  
450  
MM

Finish  
**Matt**



Series No.  
**EL-2015**

300  
x  
450  
MM

Finish  
**Matt**







Series No.  
**EL-2101**

300  
x  
450  
MM

Finish  
**Matt**





Series No. **EL-2102**  
300x450MM | **Matt**







**angel**<sup>®</sup>  
Elevation Tiles





Series No.  
**EL-2103**

300  
x  
450  
MM



Finish  
**Matt**



Series No.  
**EL-2104**

300  
x  
450  
MM



Finish  
**Matt**





Series No.  
**EL-2105**

300  
x  
450  
MM

Finish  
**Matt**





Series No. **EL-2106**  
300x450MM | **Matt**







**angel**<sup>®</sup>  
Elevation Tiles





Series No.  
**EL-2107**

300  
x  
450  
MM

Finish  
**Matt**



Series No.  
**EL-2201**

300  
x  
450  
MM

Finish  
**Matt**







Series No.  
**EL-2202**

300  
x  
450  
MM

Finish  
**Matt**





Series No. **EL-2203**  
300x450MM | **Matt**







**angel**<sup>®</sup>   
Elevation Tiles





Series No.  
**EL-2204**

300  
x  
450  
MM

Finish  
**Matt**



Series No.  
**EL-2205**

300  
x  
450  
MM

Finish  
**Matt**







Series No.  
**EL-2206**

300  
x  
450  
MM

Finish  
**Matt**





Series No. **EL-2207**  
300x450MM | **Matt**







**angel**<sup>®</sup>   
Elevation Tiles







Series No.  
**EL-2208**

300  
x  
450  
MM


Finish  
**Matt**



Series No.  
**EL-2301**

300  
x  
450  
MM

Finish  
**Matt**







Series No.  
**EL-2302**

300  
x  
450  
MM

Finish  
**Matt**





Series No. **EL-2304**  
300x450MM | **Matt**







**angel**<sup>®</sup>  
Elevation Tiles





Series No.  
**EL-2305**

300  
x  
450  
MM



Finish  
**Matt**




Series No.  
**EL-2306**

300  
x  
450  
MM



Finish  
**Matt**





Series No.  
**EL-2308**

300  
x  
450  
MM

Finish  
**Matt**





Series No. **EL-2309**  
300x450MM | **Matt**







**angel**<sup>®</sup>  
Elevation Tiles





Series No.  
**EL-2310**

300  
x  
450  
MM

Finish  
**Matt**



Series No.  
**EL-2311**

300  
x  
450  
MM

Finish  
**Matt**





Series No.  
**EL-2312**

300  
x  
450  
MM

Finish  
**Matt**





Series No. **EL-2313**  
300x450MM | **Matt**







**angel**<sup>®</sup>  
Elevation Tiles





Series No.  
**EL-2401**

300  
x  
450  
MM

Finish  
**Matt**



Series No.  
**EL-2402**

300  
x  
450  
MM

Finish  
**Matt**







Series No.  
**EL-2403**

300  
x  
450  
MM

Finish  
**Matt**





Series No. **EL-2404**  
300x450MM | **Matt**







**angel**<sup>®</sup>  
Elevation Tiles





Series No.  
**EL-2405**

300  
x  
450  
MM

Finish  
**Matt**





[info@angelceramics.com](mailto:info@angelceramics.com)

Old Ghuntu Road, P.O.Box No.: 105, MORBI - 363 642  
(Gujarat) INDIA.